
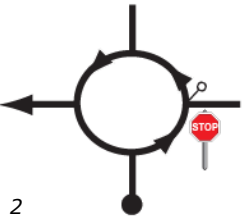
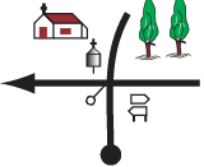


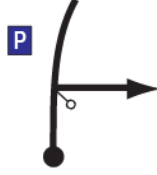

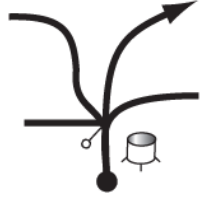
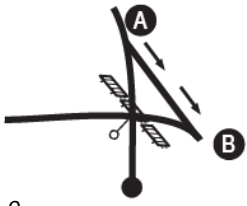


| SS 2 THIVA | | DISTANCE | PAGE | |
|---------------------|------------|--|-------------|-----------|
| ACCESS ROAD 5A - 5B | | 5.13 Km | 1 | |
| Total Km | Partial Km | DIRECTION | INFORMATION | Km to run |
| 0.00 | 0.00 |  1 | | 5.13 |
| 0.80 | 0.80 |  2 | !! | 4.33 |
| 1.81 | 1.01 |  3 | | 3.32 |
| 1.94 | 0.13 |  4 | | 3.19 |
| 2.55 | 0.61 |  5 | | 2.58 |

| SS 2 THIVA | | DISTANCE | PAGE | |
|---------------------|------------|--|---|-----------|
| ACCESS ROAD 5A - 5B | | 5.13 Km | 2 | |
| Total Km | Partial Km | DIRECTION | INFORMATION | Km to run |
| 3.37 | 0.82 |  6 | | 1.76 |
| 3.87 | 0.50 |  7 | !! GRAVEL | 1.26 |
| 4.22 | 0.35 |  8 | | 0.91 |
| 5.13 | 0.91 |  9 | <p>A In 100 meters you will reach the 20.63 km of SS 2 THIVA</p> <p>B In 250 meters you will reach the 27.98 km of SS 2 THIVA</p> | 0.00 |